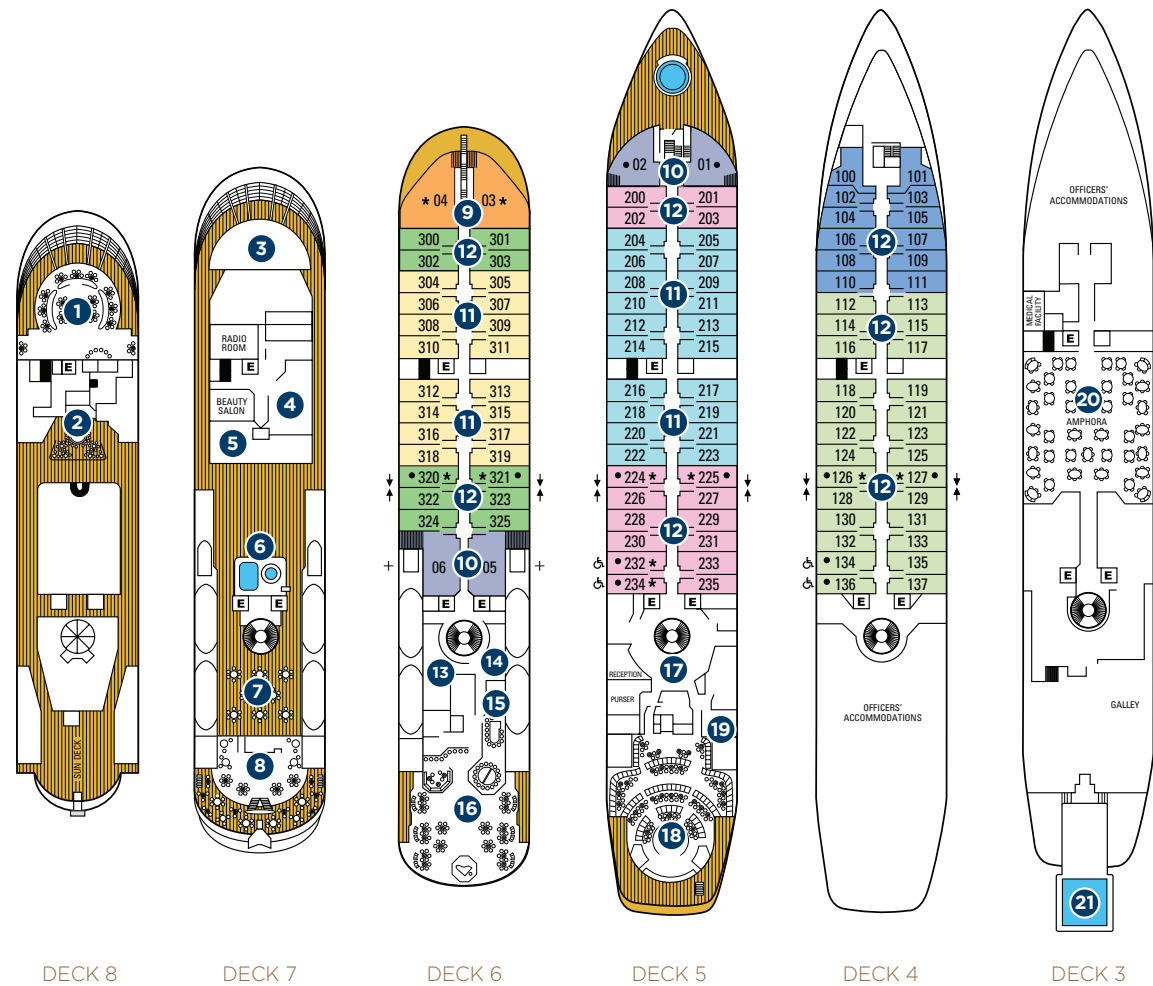


DECK PLANS

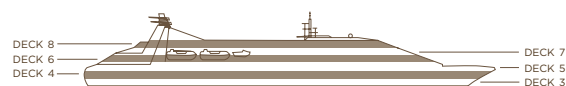
STAR PRIDE



ONBOARD SPACES

- | | | |
|--------------------------------------|----------------------|-------------------------|
| 1 Yacht Club | 8 Veranda/Candles | 16 Compass Rose |
| 2 Star Bar | 9 Owner's Suites | 17 Reception |
| 3 Bridge | 10 Classic Suites | 18 Lounge |
| 4 WindSpa | 11 Balcony Suites | 19 Screening Room |
| 5 Fitness Center | 12 Ocean View Suites | 20 AmphorA Restaurant |
| 6 Counter-current pool and whirlpool | 13 Signature Shop | 21 Watersports Platform |
| 7 Courtyard | 14 Library | |
| | 15 Casino | |

- + RESTRICTED VIEW
- ↓ ADJOINING SUITES
- E ELEVATOR
- ONE QUEEN SIZE BED ONLY (no twin option)
- * SHOWER ONLY
- ♿ MODIFIED ACCESSIBLE SUITES
Feature a full-size bed (no twin option)
Suites 134, 136, 232 & 234, are modified accessible, shower only with a small lip into shower, a step into the bathroom with a portable ramp, standard interior and exterior doorways.



WINDSTAR
CRUISES
180° FROM ORDINARY®

ALL-SUITE SHIP

- OWNER'S SUITE (OW)
- CLASSIC SUITE (CS)
- BALCONY SUITE 1 (BS1)
- BALCONY SUITE (BS)
- OCEAN VIEW SUITE 3 (S3)
- OCEAN VIEW SUITE 2 (S2)
- OCEAN VIEW SUITE 1 (S1)
- OCEAN VIEW SUITE (S)

- Access to board ship is via stairs only.
- Access to/from outside deck may require assistance with doors and thresholds.

Owner's Suites (OW):
575 square feet (54 square meters)

Classic Suites (CS):
Forward Suites, 01 and 02 –
400 square feet (37 square meters)

Midship Suites, 05 and 06 –
530 square feet (49 square meters)

Balcony Suites (BS, BS1):
277 square feet (26 square meters)

Balcony Suites with 3rd berths –
204-205

Ocean View Suites (S, S1, S2, S3):
277 square feet (26 square meters)

Ocean View Suites with 3rd berths –
112-115, 200-201, 300-301

Modified Accessible Suites:
277 square feet (26 square meters),
(Suites 134, 136, 232, 234).



Owner's Suite, Forward*

*Star Pride Owner's Suite is a slightly different layout.



Classic Suite, Midship

SHIP FACTS

GUEST CAPACITY: 212

GUEST DECKS: 6

CREW MEMBERS: 150-153

LENGTH: 440 feet (134 meters)

BEAM: 63 feet (19 meters)

DRAFT: 16.5 feet (5 meters)

CRUISING SPEED: 15 knots

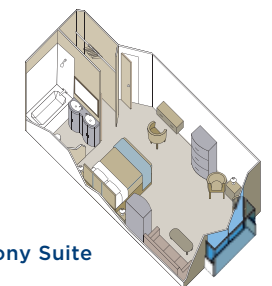
PROPULSION: Twin propeller, driven by four Bergen marine diesel engines

TONNAGE: 9,975 gross registered tons (grt)

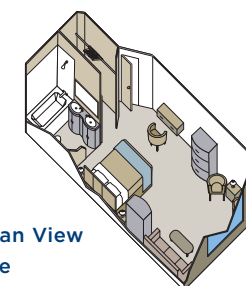
SHIP'S REGISTRY: Bahamas



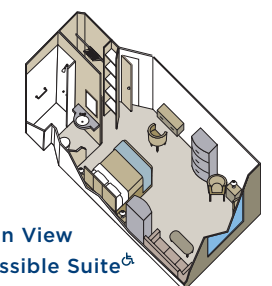
Classic Suite, Forward



Balcony Suite



Ocean View Suite



Ocean View Accessible Suite♿